

XL TABLET HOLDER

**FLUID
ROWER**



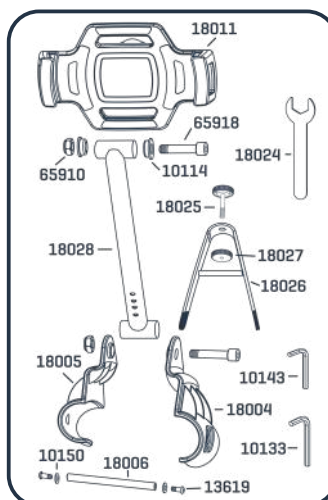
TBH-PXL - PROFILE FRAME BRACKET

Fits profile steel frames

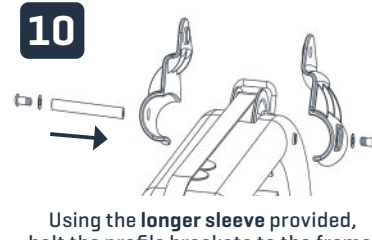
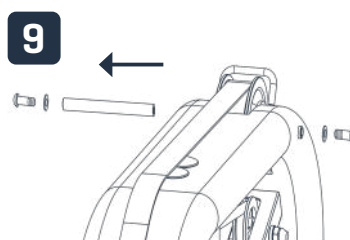
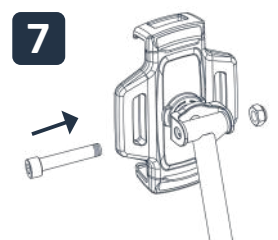
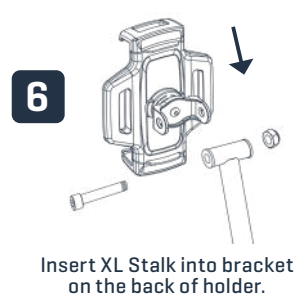
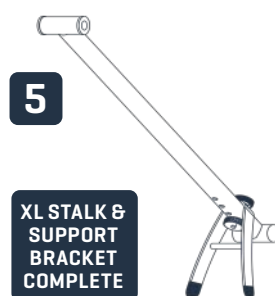
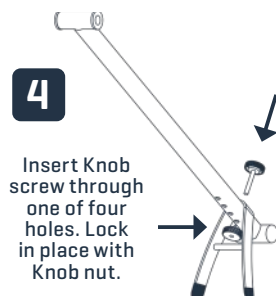
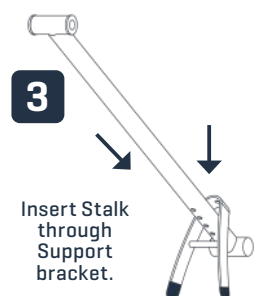
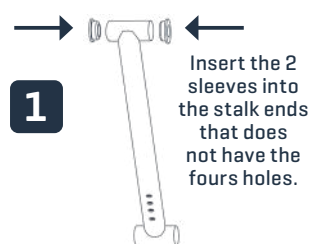
ASSEMBLY INSTRUCTIONS

The FDF FluidRower **XL Tablet Holder** is fully adjustable to suit smart phones and tablets. Ranging in size from 15.2 to 33cm / 6" to 13".

The 360 Degree Tablet Holder rotation can accommodate Landscape and Portrait layouts and the fully adjustable tilt on two planes ensures the perfect viewing angle.



Code	Qty	TBH-PXL - Parts Description
10114	2	Plastic Bushing 20x16x13x10
10133	1	6mm Allen Key
10143	2	4mm Allen Key
10150	2	Washer M6x13x1T - B
13619	2	Dome Head Bolt M6x15 - B
18004	1	Plastic Base - L / APPV
18005	1	Plastic Base - R / APPV
18006	1	Monitor Shaft
18011	1	Tablet Holder
18024	1	17mm Wrench
18025	1	M4*29 Knob Screw
18026	1	A-Shaped Support Bracket
18027	1	M4 Knob Nut
18028	1	XL Support Stalk - 420mm
65910	2	Nyloc Nut M10 - B
65918	2	M10*60 Bolt



Bolt stalk to holder bracket

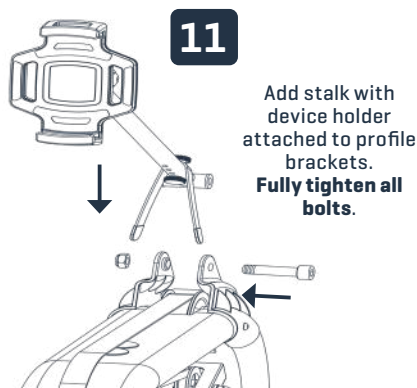
TOOLS 17mm Spanner
6mm Allen Key

**HOLDER
COMPLETE**

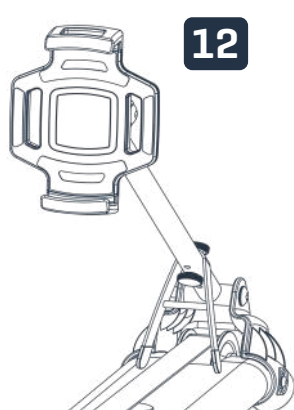
Remove shaft from top pulley

TOOLS 2 x 4mm
Allen Key

TOOLS 2 x 4mm
Allen Key



TOOLS 17mm Spanner
8mm Allen Key



**FULLY ASSEMBLED
HOLDER AND STALK**

Your Tablet Holder is now ready to test with your device at the desired viewing position. Test your device is held firmly in place now, and before any exercise session. If your device is being left in place between exercise sessions it is recommended that the device is lowered to rest on the frame of the rower until you reposition and test before your next session.

UPDATED 27 JUNE 23